

# TORIC MARKERS WITH GRAVITY WEIGHT SYSTEMS

## VELASQUEZ GRAVITY CORNEAL MARKER

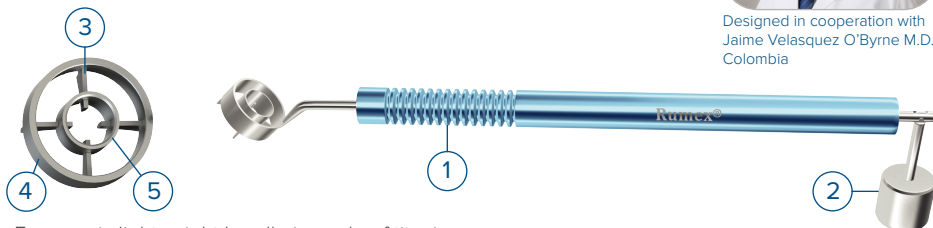
for LRI/Toric IOL implantation

**3-195**

Angled shaft  
4 radial blades for horizontal and vertical axes  
4 blades mark the cornea and limbus at 0°, 90°, 180° and 270°  
for better cyclotorsion control



Designed in cooperation with  
Jaime Velasquez O'Byrne M.D.,  
Colombia




1. Ergonomic lightweight handle is made of titanium.
2. Weight at the back allows for comfortable gripping of the marker and precise centration.
3. 4 blades mark horizontal and vertical meridians of the visual axis.
4. Outer ring protects the blades from damage.
5. Central 5 mm ring serves as a guide for capsulorhexis.

## RUMEX TORIC/LRI SLIT LAMP MARKER

**3-1921**

Pre-Op  
14.0 mm  
Horizontal axis  
3 and 9 o'clock  
Overall length 137 mm



## WHITEHOUSE GRAVITY AXIS MARKER

**3-193**

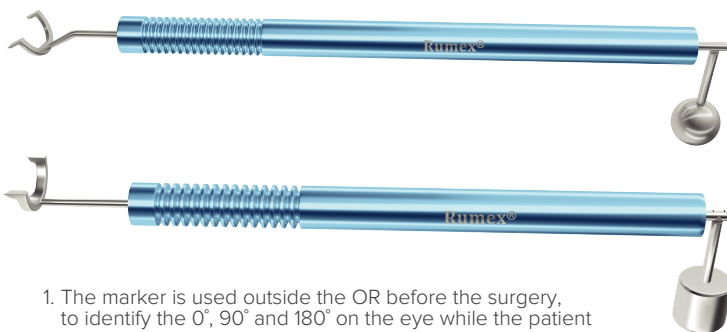
Angled  
Marks at 3, 6, 9 o'clock  
11.0/14.0 mm

**3-1931**

Straight  
Marks at 3, 6, 9 o'clock  
11.0/14.0 mm

**3-1932**

Straight  
Marks at 3, 6, 9 o'clock  
9.5/12.5 mm  
Reduced diameters



1. The marker is used outside the OR before the surgery, to identify the 0°, 90° and 180° on the eye while the patient is sitting upright and looking straight ahead.
2. The marks can be adjusted to cyclotorsional rotations of the eye.

## RICHMAN TORIC MARKER

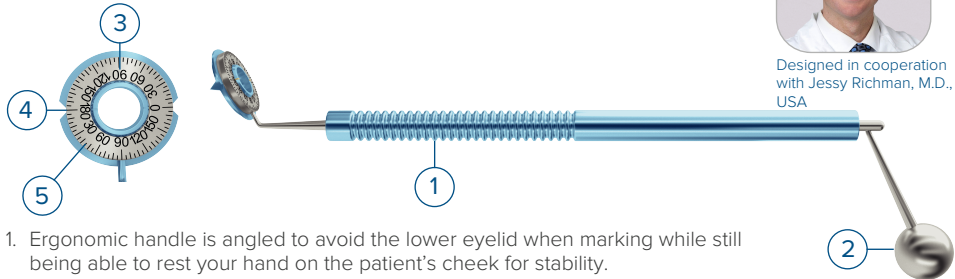
**3-196**

Angled shaft

Rotating ring for accurate alignment, wide central opening, gravity system



Designed in cooperation  
with Jessy Richman, M.D.,  
USA



1. Ergonomic handle is angled to avoid the lower eyelid when marking while still being able to rest your hand on the patient's cheek for stability.
2. Gravity weight at the back of the marker stabilizes the scale while not interfering with the grip.
3. Wide central opening allows better centration when marking.
4. Outer barrel has indentations which make it easy to rotate.
5. New design makes marking and degree scale more visible, allowing better accuracy.

## BORIS AXIS MARKER

**3-091T**



This instrument is specially designed for 2-034T and 2-036T for precise marking the axis.

These marks are done inside the OR using the pre-op marks as a reference.

They provide proper gauge alignment to make the steep meridian axis marks to align the toric lens.

## GROOVED FINE MENDEZ DEGREE

**2-034T**


With 4 grooves  
14.0/12.0 mm diameters  
Overall length 120 mm  
Titanium



## DEGREE GAUGE WITH BEVELED FACE

**2-036T**

16/12 mm diameters  
Overall length 132 mm  
Titanium




- Calibrated every 5 degrees from 0° to 180° for precise marking.
- Beveled face minimizes the microscope glare.
- Clearly visible marks provide high accuracy.

**RUMEX INTERNATIONAL COMPANY**

Head Office: 14240 Carlson Circle,  
Building K, Suite 8, Tampa,  
FL 33626, USA

 [www.rumex.com](http://www.rumex.com)

**USA & CANADA**

 +1 (727) 535 9600  
+1 (877) 77 RUMEX (Toll-Free)

 +1 (727) 535 8300

 [usacs@rumex.com](mailto:usacs@rumex.com)

**EUROPE, ASIA, AFRICA,  
LATIN AMERICA**

 +371 6616 3182

 [customerservice@rumex.com](mailto:customerservice@rumex.com)